

7th National Harold Rogers PDMP Meeting: PMP Center of Excellence Update

Peter Kreiner, Ph.D.

Washington, DC

June 9, 2011

COE Work in Selected Areas

- New applications of PMP data
 - PMPs and prevention
 - Pilot project with WY
- PMP effectiveness
 - Evaluation of interstate data sharing
- Best practices
 - New approach based on PMP taxonomy

PMPs and Prevention

- COE collaboration with Carnevale & Associates to develop recommendations for how PMP data can be used to support prevention
- Worked with PDMP Administrator, state prevention director, and local prevention practitioner from CA, FL, IN, ME, and MA
- SAMHSA expected to OK report's release soon

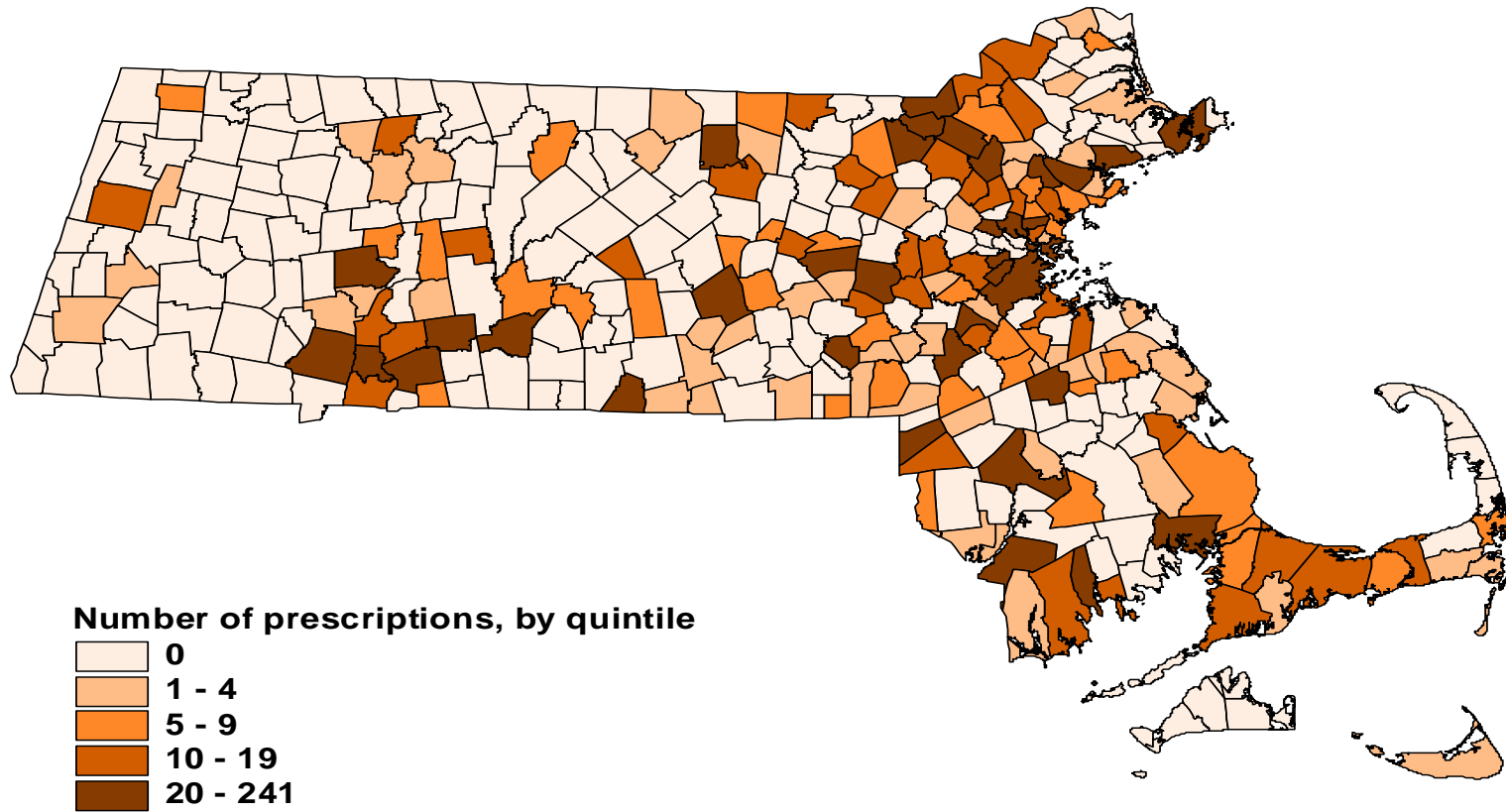
PMPs and Prevention – selected recommendations

- Collaborate across organizational lines
- Connect similar professionals to promote best practices
- Establish and promote a research network
- Address the regional nature of prescription drug abuse
- Increase the availability of community-level data
- Coordinate PMPs with state epidemiological work groups
- Educate prevention grantees on use of PMP data
- Engage providers as part of PMP and prevention activities
- Learn from pilot projects

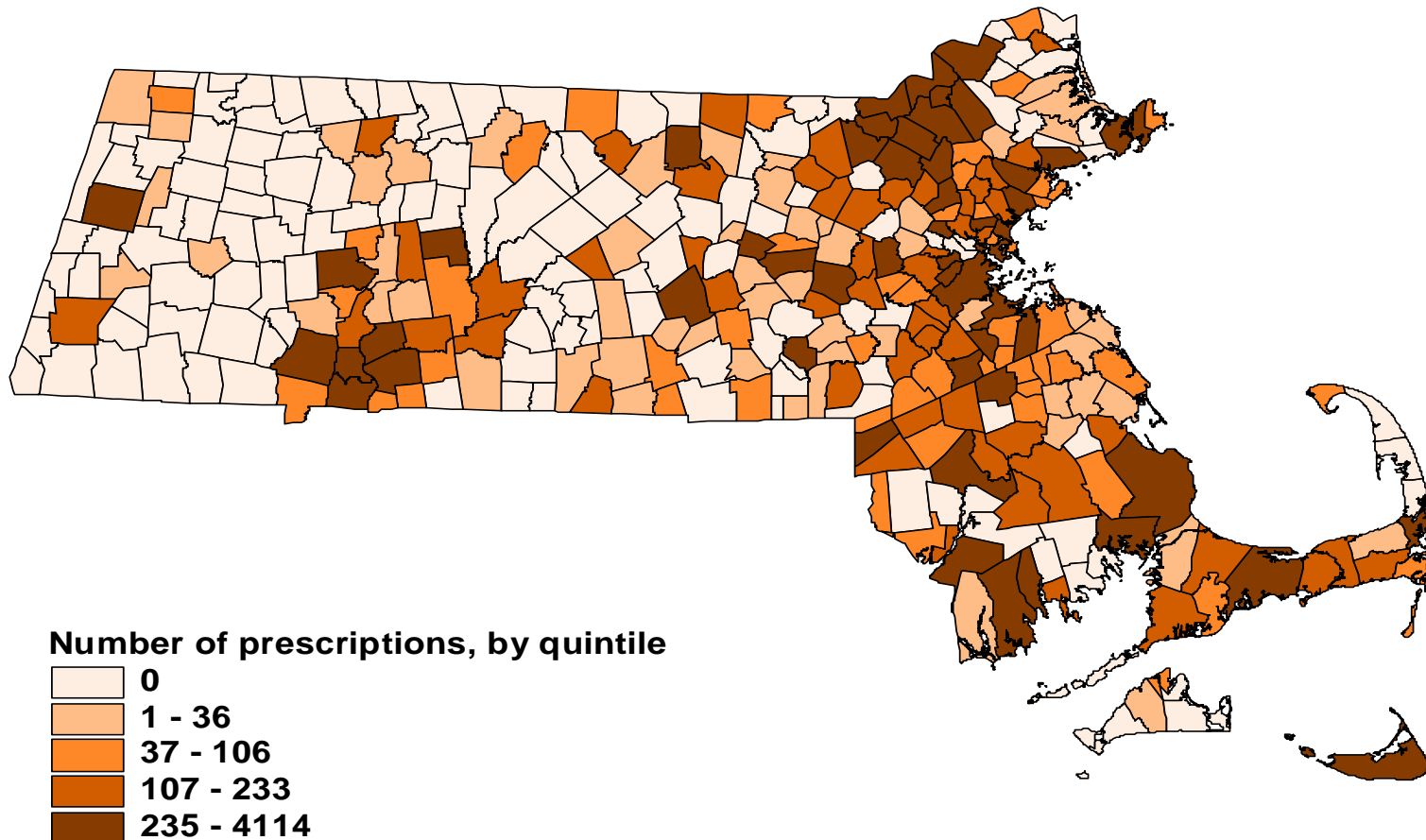
An example from Massachusetts: spread of OxyContin prescribing and OxyContin-related doctor shopping, 1996 - 2005

Data courtesy of the Massachusetts PMP

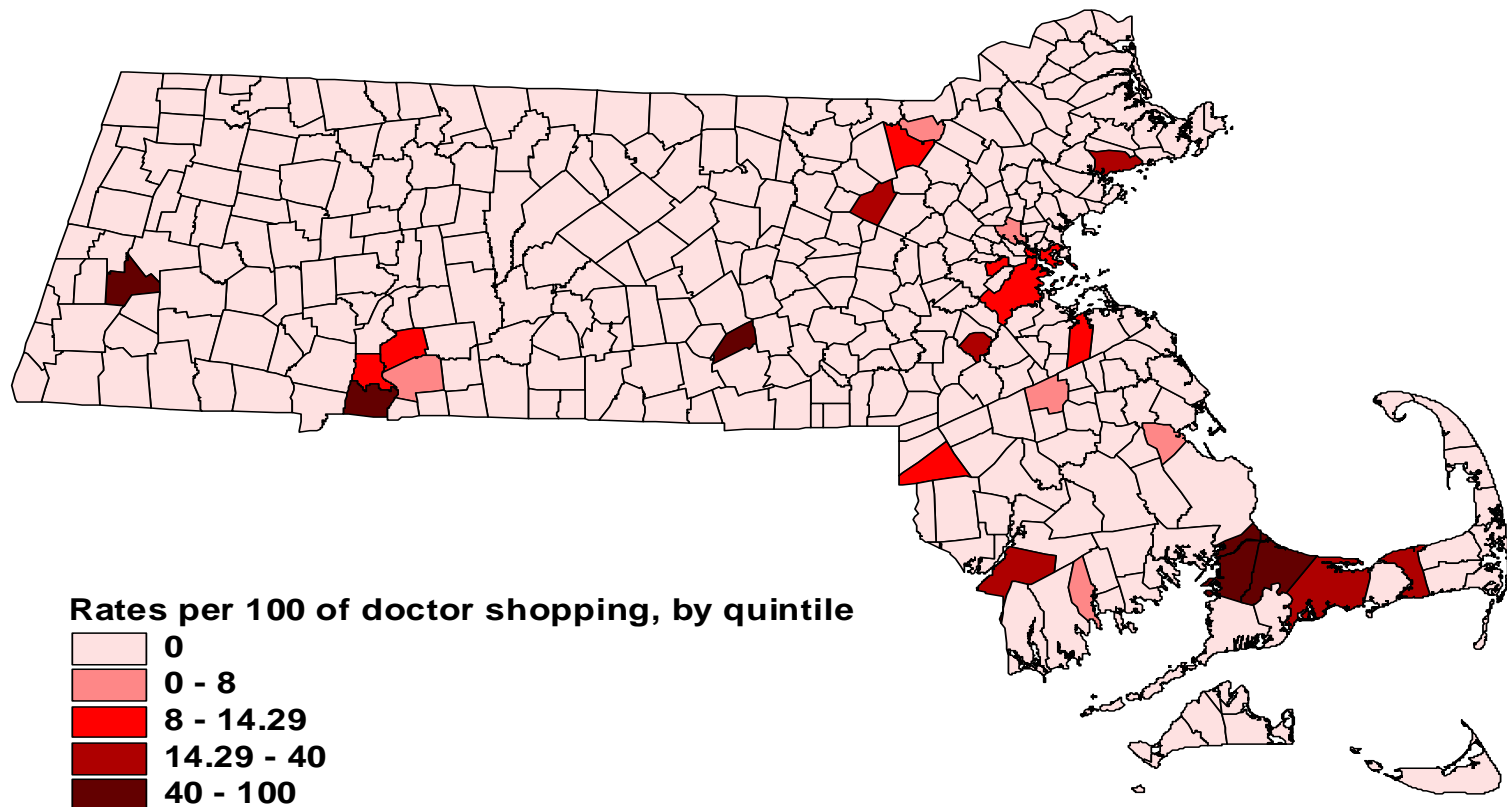
OxyContin Prescriptions in MA, 1996



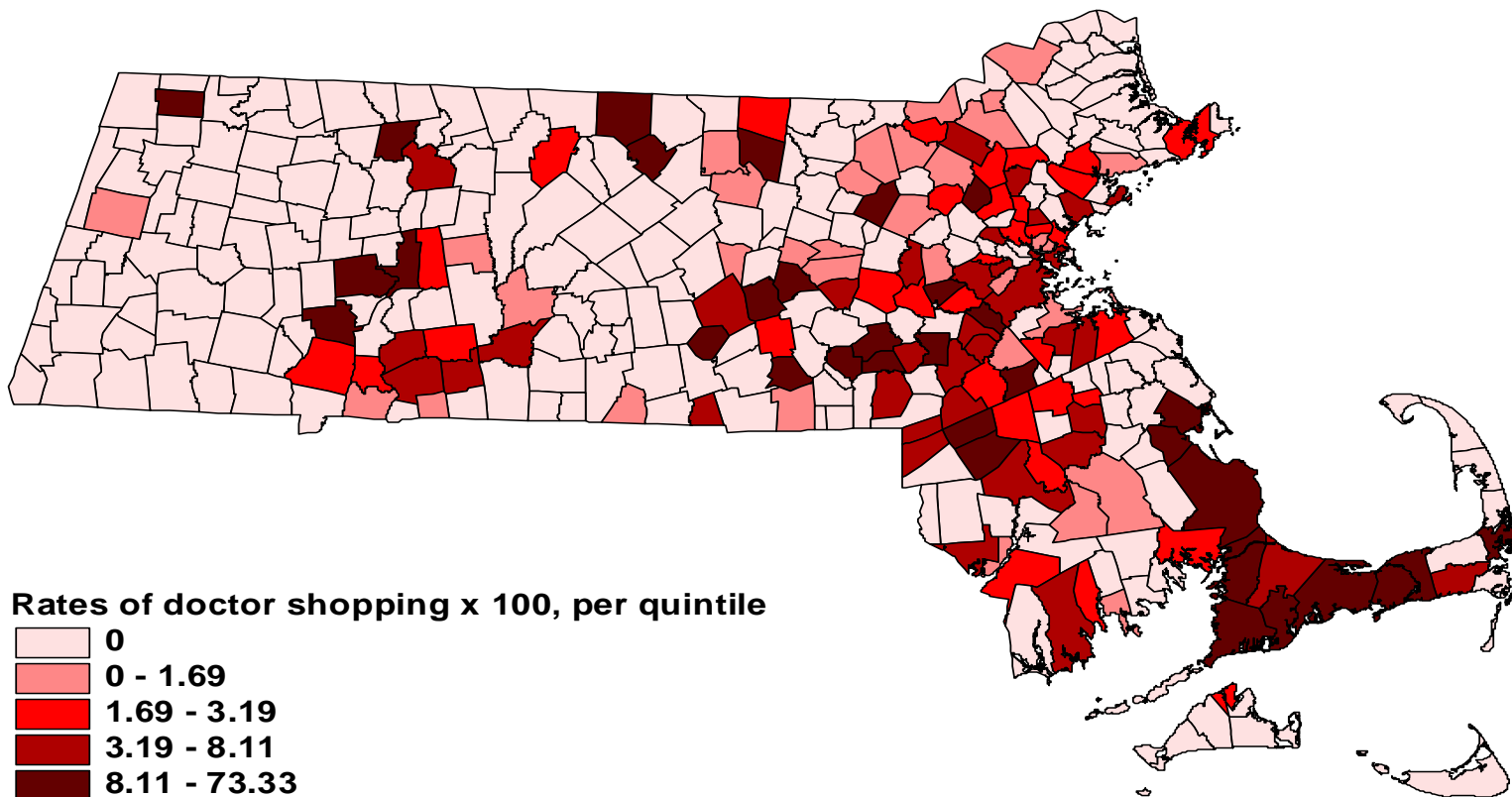
OxyContin Prescriptions in MA, 1998



Rates of Doctor Shopping Associated with OxyContin in MA, 1996



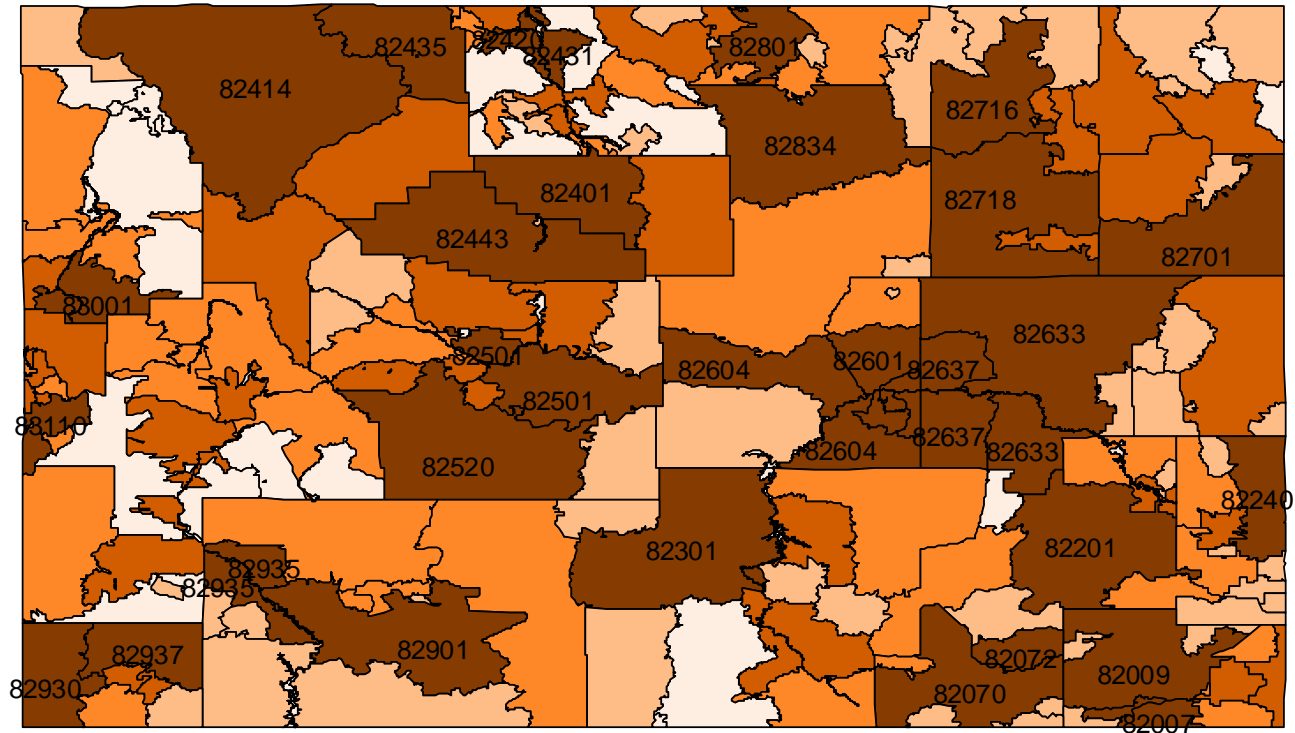
Rates of Doctor Shopping Associated with OxyContin in MA, 1998



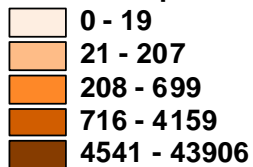
A pilot project with Wyoming

Data courtesy of the Wyoming PMP

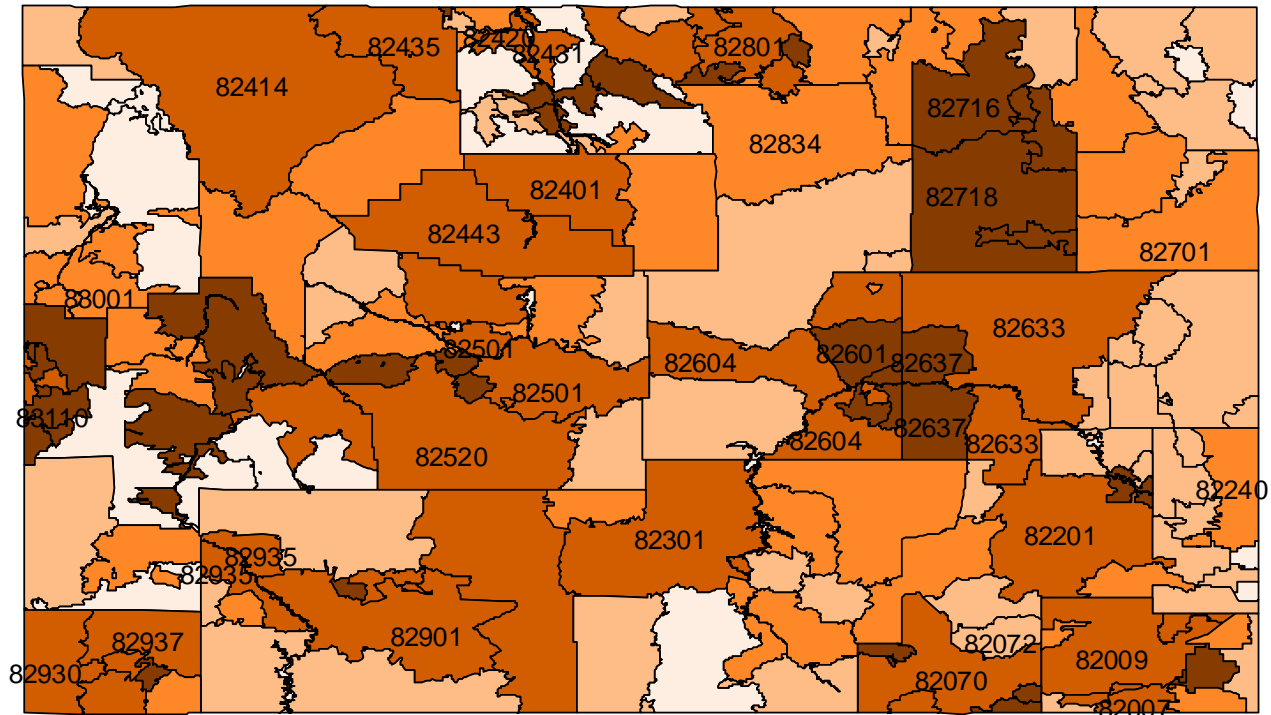
Wyoming: Number of Controlled Substance Prescriptions by Zip Code Aug., 2009 - July, 2010



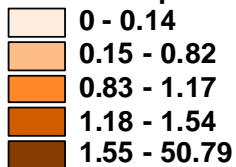
Number of prescriptions, in quintiles



Wyoming: Number of Prescriptions per Person by Zip Code Aug., 2009 - July, 2010

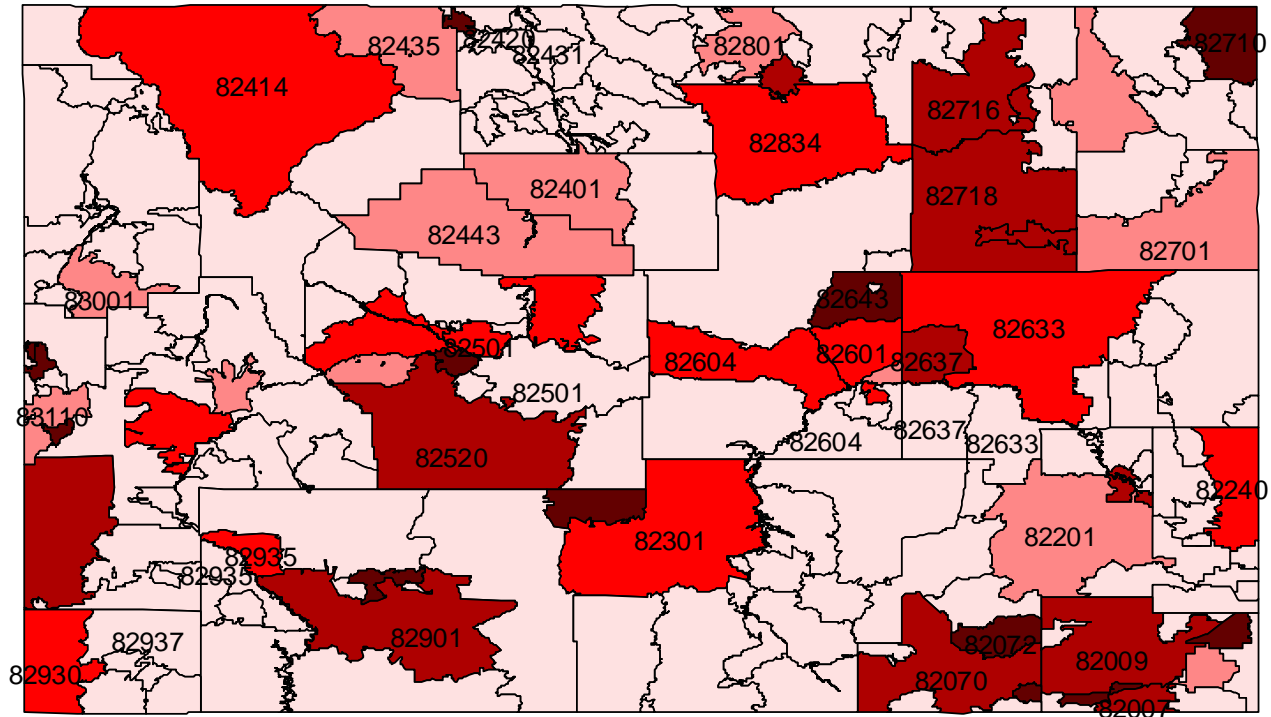


Number of prescriptions per person, in quintiles




Wyoming: Number of Prescriptions Associated with Doctor Shopping Behavior per 10,000 Prescriptions, by Zip Code

Aug., 2009 - July, 2010



Proportion of prescriptions associated with doctor shopping, in quintiles



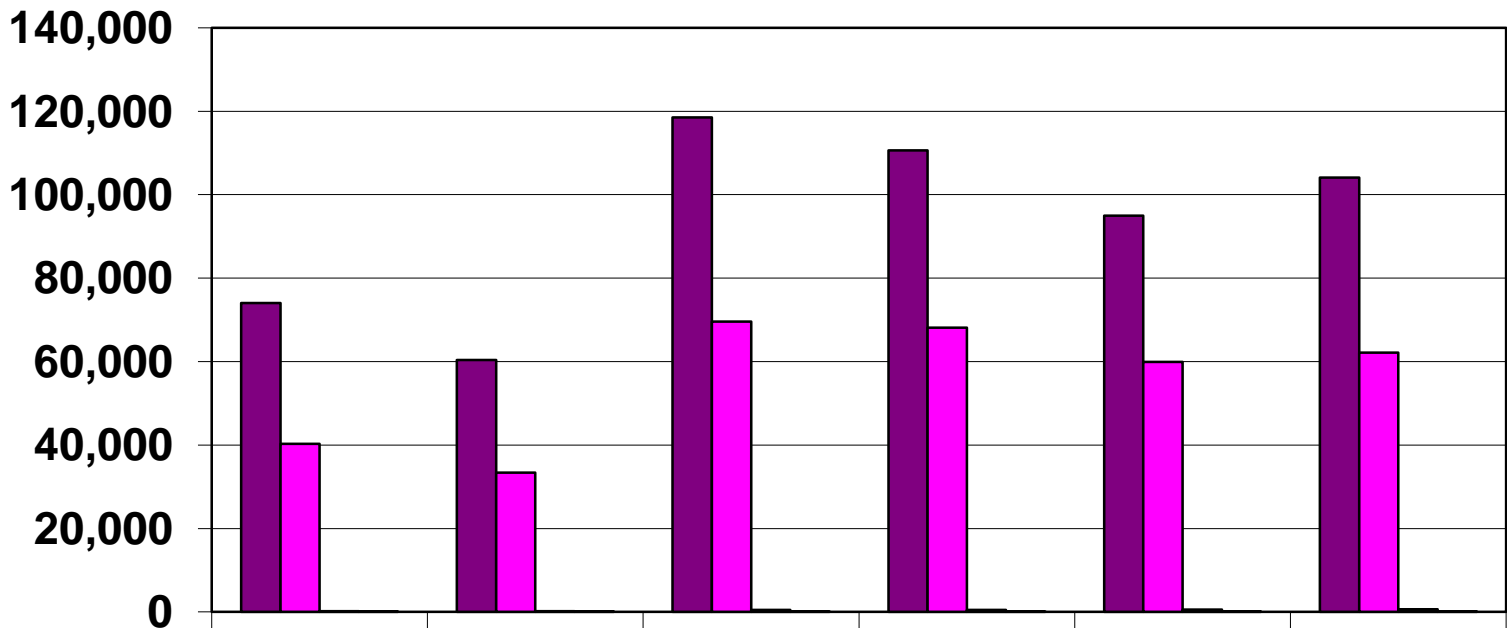
Work with WY: Next Steps

- Analyze doctor shopping rates in relation to Zip Code demographic data
 - In MA, white, middle class communities associated with highest rates of doctor shopping/questionable activity
- Work with Univ. of Wyoming researchers to develop PMP data into community profiles usable by local prevention practitioners
- Work with Dept. of Health to access death certificate and hospital discharge data

PMP effectiveness

- COE summary of PMP effectiveness findings
- New NFF on Nevada

Nevada PDMP: Patient Prescription Dosage Units Before and After an Unsolicited Report



	1997	1998	1999	2000	2001	2002
Pre-profile doses	74,000	60,348	118,554	110,598	94,952	104,137
Post-profile doses	40,272	33,420	69,597	68,125	59,942	62,143
# patients	182	162	475	481	559	652
Avg % of decline	46%	55%	41%	38%	37%	40%

PMP effectiveness:

Evaluation of interstate data sharing

- Effects of interstate sharing on prescriber utilization
- Identification of interstate doctor shopping
- Effects of interstate sharing on interstate doctor shopping
- Development of multi-state/regional doctor shopping thresholds?
- Development of multi-state/regional PMP data sets?

PMP effectiveness

- Maine's longitudinal database
 - De-identified but with same ID # across nearly six years of data
 - Examine prescription histories leading up to meeting doctor shopping threshold (= patients at risk?)
 - Prescription histories after triggering unsolicited report
 - Prescription histories of prescribers who receive unsolicited report
 - Compare PMP data with MYDAUS data at county level

PMP effectiveness

- Massachusetts data
 - Track prescription histories for individuals on whom unsolicited report is sent, and individuals with similar prescription patterns on whom no report is sent
 - Study overlap in doctor-shopping patients among prescribers with relatively high proportions of doctor shoppers in their practices (patient-prescriber network)
 - Effects on these prescribers, and their doctor-shopping patients, of unsolicited reports (threshold effect on network?)

Best practices

- Initial approach: identify best practices that apply to all PMPs
 - E.g., authentication of end-users
 - Incorporated into PMP Model Act
 - Working on:
 - Ways to increase provider utilization of PMP
 - Prescriber education about how to prescribe controlled substances, how to use PMP data

Best practices

- New approach: develop groupings of similar PMPs and identify best practices within each group
 - Optimal parameters for unsolicited reporting
 - Benchmarks for performance measures
 - More tailored technical assistance
 - Possible examination of PMP efficiency (outputs relative to inputs)

Contact Information

Peter Kreiner, Ph.D.

Principal Investigator

PMP Center of Excellence

Brandeis University

781-736-3945

pkreiner@brandeis.edu

www.pmpexcellence.org